

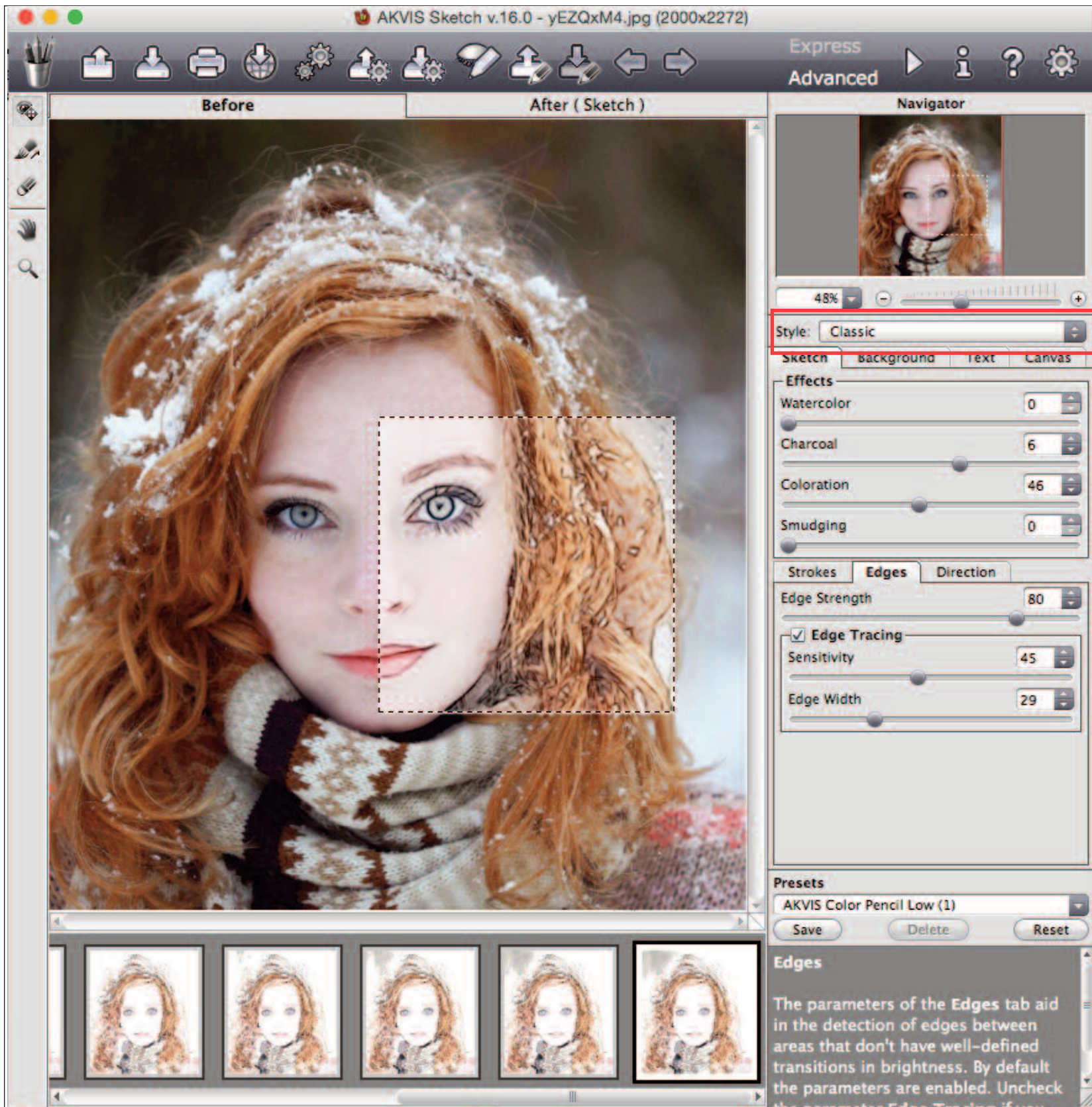
# AKVIS Sketch 16

## Huge New Update for Sketch

AKVIS has really done it this time: the new release of Sketch 16 in November marks a phenomenal leap forward in “push-button” image editing. As the name implies, Sketch lets you create a wide range of styles of color drawings and sketches from your digital images. Adjusting the settings, it's also possible to add some painting effects like watercolor, pastel, and charcoal to the pictures.

The program can operate in **Express** and **Advanced** modes with two main drawing styles, **Classic** and **Artistic**, each with its own multitude of controls and an impressively large number of ready-to-use Presets. The Sketch window, shown below, gives an idea of how it all comes together: import a photo and click on a Preset (**Classic** has 35 distinct Presets) and then fine tune the image by using the Tools and Effects sliders to achieve the final form. Even more than any other AKVIS title, Sketch will suck the user into clicking on Presets and exploring the possibilities. You have to see it to believe it. The software

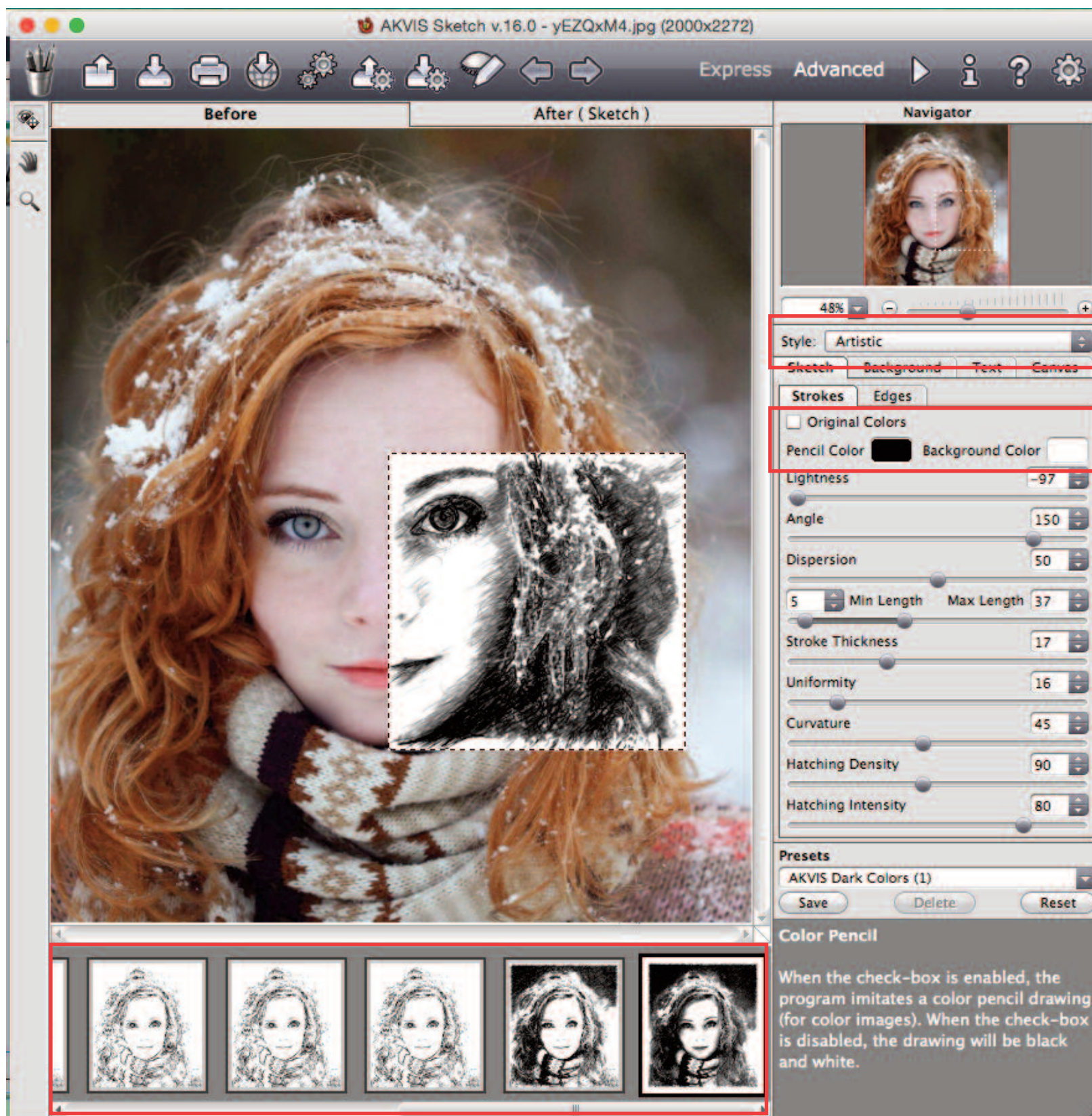
makes your photos look like real drawings or paintings done in your choice hundreds of styles - and the best part is you don't need to have any artistic ability to use it. If you can click a button and drag a slider you are all set.




AKVIS Default  
AKVIS Lead Pencil  
AKVIS B&W Sketch Light  
AKVIS B&W Sketch  
AKVIS WaterColor  
AKVIS WaterColor Bright  
AKVIS Charcoal Low  
AKVIS Charcoal High  
AKVIS Color Pencil Low  
AKVIS Color Pencil High  
AKVIS Pastel  
AKVIS High Key  
AKVIS Clear Lines  
AKVIS Loose Charcoal  
AKVIS Draft  
AKVIS Crayon  
AKVIS Rough Sketch  
AKVIS Embossing  
AKVIS Short Strokes  
AKVIS Fine Lines  
AKVIS Haze  
AKVIS Velvet Strokes  
AKVIS Detailed Sketch  
AKVIS Shading  
AKVIS Psycho  
AKVIS Gray Watercolor  
AKVIS Soft Lines  
AKVIS Schematic  
AKVIS Dark Pencil  
AKVIS Gloom  
AKVIS Blue Pen  
AKVIS Maroon  
AKVIS OrangeRed & Blue  
AKVIS White & Orange  
AKVIS Reversed

The window below shows Sketch in the **Artistic** style. In this mode there are 49 Presets, some of them are a bit more extreme and dramatic than the Classic presets. Worth mentioning is that this mode also allows the user to keep the original colours or to totally remove the colour from an image and choose any pencil crayon colour (black is shown below) to shade the image. As in the Classic mode, the program provides a floating preview window over part of the image that gives an instantly updated sample of what you can expect from the Preset.

At the bottom of the application window the program shows the various steps along the way are shown below the main image window. It is possible to revert to any step just by clicking on it. In the **Advanced** mode there is a selection of useful tools available that make it possible to apply the Preset effects selectively, just on some or all objects in the foreground - or, depending upon how the tool is used, just the background or objects in the background.



AKVIS Default  
 AKVIS Bright Pencils  
 AKVIS Long Strokes  
 AKVIS Delicate Gray  
 AKVIS Quick Sketch  
 AKVIS High Contrast  
 AKVIS Curve Strokes  
 AKVIS Schematic  
 AKVIS Smooth Shading  
 AKVIS Bright BW Sketch  
 AKVIS Smooth Lines  
 AKVIS Low Contrast  
 AKVIS Lightening  
 AKVIS Detailed Sketch  
 AKVIS Airy Strokes  
 AKVIS BW Drawing  
 AKVIS Color Drawing  
 AKVIS Small Strokes  
 AKVIS Expressive  
 AKVIS Sharp&Color  
 AKVIS Hard Pencils  
 AKVIS Photographic  
 AKVIS Pastel  
 AKVIS Light Colors  
 AKVIS Felt-Tip Pen  
 AKVIS Standard  
 AKVIS Black Pen  
 AKVIS Color Hatching  
 AKVIS Color Illustration  
 AKVIS Dense Fill  
 AKVIS Impressive Curls  
 AKVIS Soft Stumping  
 AKVIS Rough Drawing  
 AKVIS Fine Lines  
 AKVIS Glasswork  
 AKVIS Zephyr  
 AKVIS Meticulous  
 AKVIS Casual  
 AKVIS Dark Colors  
 AKVIS High Key  
 AKVIS Shading  
 AKVIS Watercolor Pencil  
 AKVIS Art Deco  
 AKVIS Dark Contrast  
 AKVIS Dark Photo  
 AKVIS Light Hatching  
 AKVIS Breeze  
 AKVIS Reversed  
 AKVIS Black & Orange



But wait: there's more. In Advanced mode there is a Canvas setting which opens up a library of about 150 textured surfaces that can be selected and then adjusted to give the effect of the sketch having been done on various cloth or other materials with variable degrees of coarseness. Once a canvas selected, a virtual light source can be adjusted (angle and intensity) to accentuate the depth and give more or less contrast to the texture.

For those of you who may want to retain control of your images, Sketch provides several ways to watermark the images you create with it. There is a Text panel that makes it possible to over-print the final image with text in any location, size, font, or colour. The Text panel also offers the optional ability to over-print the image using a logo instead of text if you happen to have one handy. With the text and logo you can also control the level of transparency.

As with the other AKVIS titles, AKVIS invites all interested parties to download a free fully-featured copy of Sketch 16 and use it on an unlimited number of images for ten days before deciding whether or not to purchase it. During those ten days you can access the online tutorials and learn to do everything a registered user can do - and save the changes to all of your images.

See [www.AKVIS.com](http://www.AKVIS.com) for more information about this and the other AKVIS titles and download a few to try out. You will be amazed at what you can do with your pictures, a little time, and AKVIS software.

Submitted by Michael Shaw

